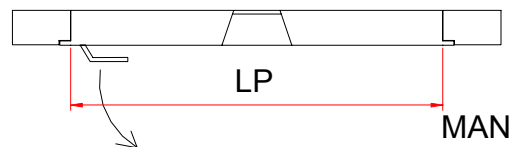
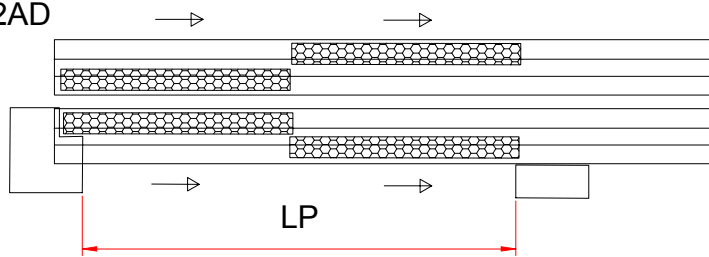
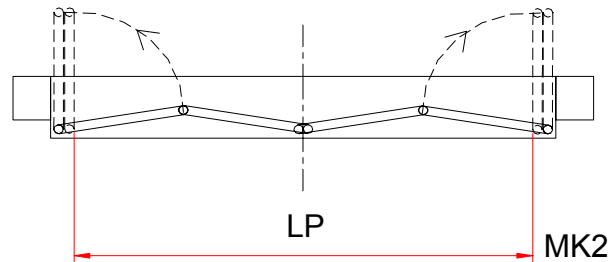
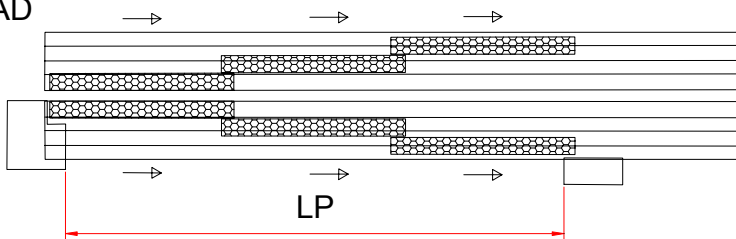


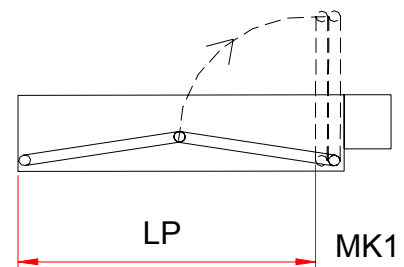
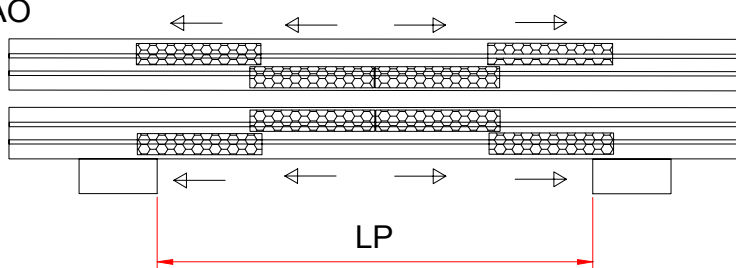
2AD



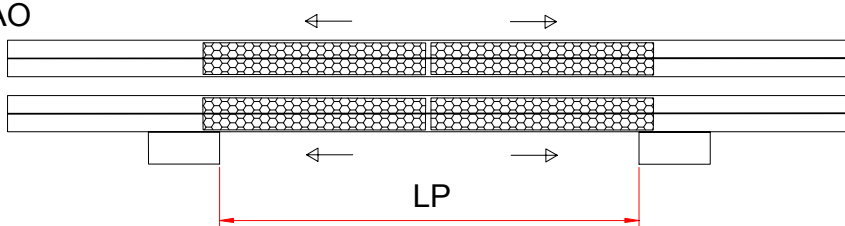
3AD



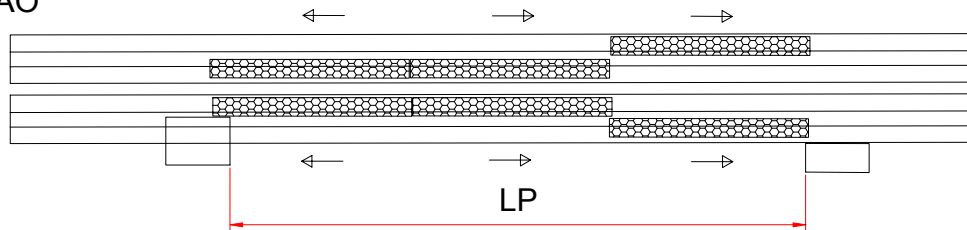
4AO



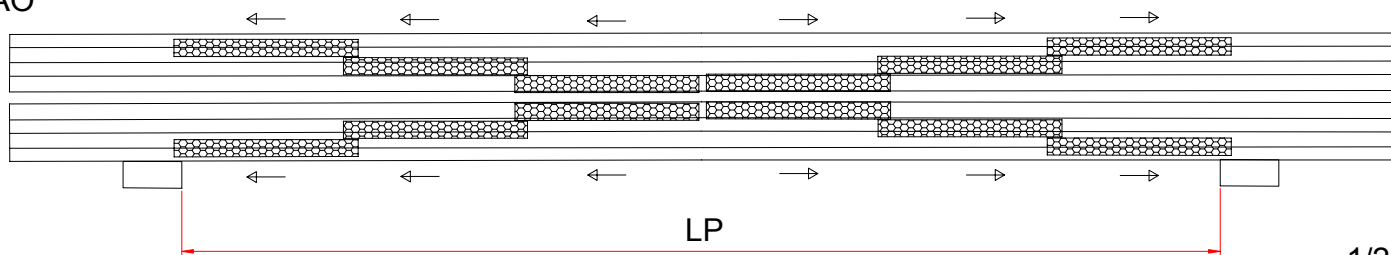
2AO



3AO



6AO



1/2

REVIZE

10/02/2006 - D.L.



ŠACHETNÍ A KABINOVÉ DVEŘE

| | 2AD | 3AD | 2AO | 4AO | 3AO | 6AO | MK1 | MK2 | MAN |
|------|-----|-----|-----|-----|-----|-----|-----|-----|-----|
| 550 | X | | X | | | | X | X | X |
| 600 | X | X | X | | X | | X | X | X |
| 650 | X | X | X | | X | | | X | X |
| 700 | X | X | X | X | X | | | X | X |
| 750 | X | X | X | X | X | | | X | X |
| 800 | X | X | X | X | X | | | X | X |
| 850 | X | X | X | X | X | | | X | X |
| 900 | X | X | X | X | X | | | X | X |
| 950 | X | X | X | X | X | | | X | X |
| 1000 | X | X | X | X | X | | | X | X |
| 1050 | X | X | X | X | X | | | X | X |
| 1100 | X | X | X | X | X | X | | X | X |
| 1150 | X | X | X | X | | X | | | X |
| 1200 | X | X | X | X | | X | | | X |
| 1250 | X | X | X | X | | X | | | X |
| 1300 | X | X | X | X | | X | | | X |
| 1350 | X | X | X | X | | X | | | X |
| REI | X | X | X | X | | X | | | X |